



# Ultimate Machining Performance


Ideal for Production of Precision, Intricate Geometry Components

*New!*



Vertical Machining Center

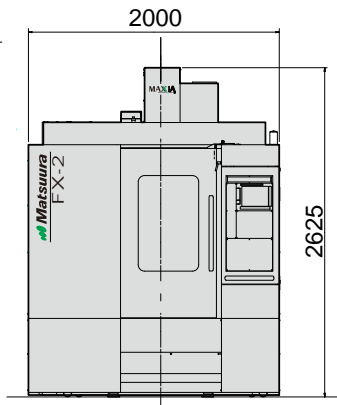
# FX-2



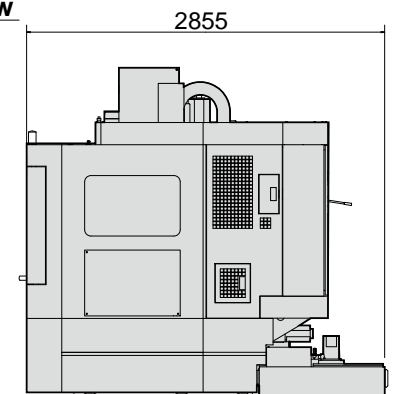
- New Built-in, Spindle Speed 38,000 min<sup>-1</sup>
- Equipped with Spindle Thermal Displacement Compensation & Scale Feedback System

**MAXIA**  
Innovation by Matsura

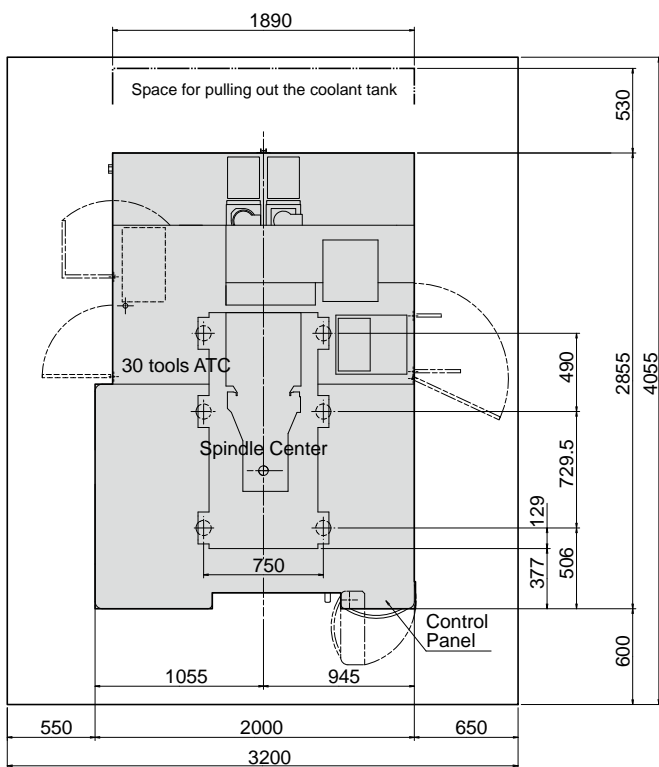
**Front View**



**Side View**



**Floor Plan**



**FX-2 Standard Machine Specifications**

**Travel**

X-axis	mm	550 (21.65 in.)
Y-axis	mm	410 (16.14 in.)
Z-axis	mm	460 (18.11 in.)

**Table**

Working Surface	mm	860 x 400 (33.85 x 15.74 in.)
Loading Capacity	kg	400 (880 lb.)

**Spindle [BT30]**

Spindle Speed Range	min <sup>-1</sup>	400 - 38,000
Spindle Bearing Inner Diameter	mm	40 (1.57 in.)
Spindle Bearing Lubrication		Oil - Air
Max. Spindle Power	kW	5.5 / 7.5 (10 HP)
Max. Spindle Torque	Nm/min <sup>-1</sup>	7.0 / 3,000

**Feedrate**

Rapid Traverse (X/Y/Z)	m/min	36 / 36 / 30 (1417.3 / 1417.3 / 1,181.1 ipm)
Feedrate (X/Y)	mm/min	1 - 36,000 (0.1 - 1,417.3 ipm)
Feedrate (Z)	mm/min	1 - 30,000 (0.1 - 1,181.1 ipm)

**Automatic Tool Changer**

Type of Tool Shank		JIS B 6339 toolshank 30T
Type of Retention Knob		JIS B 6339 pullstud 30P
Number of Tools		30
Max. Tool Diameter	mm	80 (3.14 in.) 130 (5.11 in.) with conditions
Max. Tool Length	mm	250 (9.84 in.)
Max. Tool Mass	kg	5 (11 lb.)
Tool Change Time : Tool to Tool	sec.	0.9

**Standard Accessories**

- |                                  |   |
|----------------------------------|---|
| 1. Total Enclosure Guard         | 13.9 Sorts of M-code Counters                   |
| 2. Workpiece Cleaning Gun        | 14. Spindle Thermal Displacement Compensation   |
| 3. Synchronized Tapping Function | 15. Work Light                                  |
| 4. AD-TAP Function               | 16. Program End Annunciation Light              |
| 5. IPC Function                  | 17. Standard Mechanical Tools & Tool Box        |
| 6. Spindle Oil Cooler            | 18. Machine Color Paint                         |
| 7. ATC Auto Door                 | 19. Leveling Pads & Bolts                       |
| 8. Spindle Oil Cooler            | 20. Handy ManIIF                                |
| 9. Scale Feedback System         | 21. Instal CD-R for Program/Edit on Memory Card |
| 10. Coolant Unit                 | 22. Safety Interlock                            |
| 11. Lubrication Unit             |   |
| 12. Spindle Overload Protection  |   |



URL : <http://www.matsuura.co.jp/>  
E-MAIL : [webmaster@matsuura.co.jp](mailto:webmaster@matsuura.co.jp)

**MATSUURA MACHINERY CORPORATION**

1-1 Urushihara-cho Fukui City 910-8530 Japan TEL : +81-776-56-8106 FAX : +81-776-56-8151

**MATSUURA EUROPE GmbH** ([www.matsuura.de](http://www.matsuura.de))

Otto-Von-Guericke-Ring 10a 65205 Wiesbaden-Nordenstadt Germany TEL : +49-6122-7803-80 FAX : +49-6122-7803-33

**MATSUURA MACHINERY GmbH**

Otto-Von-Guericke-Ring 10a 65205 Wiesbaden-Nordenstadt Germany TEL : +49-6122-7803-0 FAX : +49-6122-7803-33

**MATSUURA MACHINERY PLC** ([www.matsuura.co.uk](http://www.matsuura.co.uk))

Beaumont Centre Whitwick Business Park, Coalville Leicestershire LE67 4NH England TEL : +44-1530-511-400 FAX : +44-1530-511-440

**ELLIOTT MATSUURA CANADA INC.** ([www.elliottmachinery.com](http://www.elliottmachinery.com))

2120 Buckingham Road Oakville Ontario L6H 5X2 TEL : +1-905-829-2211 FAX : +1-905-829-5600

**MMTS CORPORATION**

65 Union Avenue, Suite2, Sudbury Massachusetts 01776 U.S.A. TEL : +1-978-443-5388 FAX : +1-978-443-9524

\* Product specifications and dimensions are subject to change without prior notice. Products are subject to all applicable export control laws and regulations.